

Communication and Technology are essential...

Today parents may become more meaningfully involved in their child's school life on a daily basis. Together parents and teachers should focus on student achievement. Technology and communication go hand in hand to create a clear focus.

During the 2008 school year, we invite parents to access their child's grades, attendance, and behavior records through the internet by accessing their child's information in PowerSchool. Tracking a child's academic progress via a secure internet connection has great value for both parents and staff. Given demanding work and family schedules, making this connection when it is convenient, rather than when schools are open, is a plus.

Educational technology in Speedway Schools continues to be a strong resource for preparing students for the road ahead. This year the high school science rooms were renovated. Students are utilizing cutting edge technology as they participate in science classes that allow for both dual credit and advanced placement. At the elementary level, teachers are using palm pilots to gather assessment data of student performance.

Technology enables us to embrace learning in new ways and merges the learning that takes place at both school and home. We encourage parents to be as informed as possible and to communicate often with our staff. Communication between home and school strengthens the educational plans for our students.

Mr. Ken Hull, Superintendent



Speedway Schools Recognition

While all Speedway Schools have achieved Four Star School status at least four times in the past ten years. Fisher Elementary received their eleventh consecutive, Four Star School Award.

P.L. 221 Category

P. L. 221 places Indiana school corporations and schools into one of five categories based upon "performance" and "improvement" data from the Indiana Statewide Testing for Educational Progress-Plus (ISTEP+). The Corporation received an Academic Watch rating for 2007-08. As a result, all schools have written new School Improvement Plans to target improved academic performance.

ANNUAL YEARLY PROGRESS –All AYP Goals Met:

- Fisher Elementary 2002-2008
- Newby Elementary 2002-2008
- Allison Elementary 2002-2008
- Wheeler Elementary 2002-2008
- Speedway Junior High School 2002-2007
- Speedway High School 2002-2008

Parents, patrons, and businesses in Speedway are encouraged to become partners in education. Each school has a variety of unique opportunities in which individuals may participate. Interested individuals are asked to contact the building principals listed below for information regarding opportunities.

Speedway High School <i>Timothy D. McRoberts</i>	244-7238
Speedway Junior High School <i>John W. Dizney</i>	244-3359
Allison Elementary School <i>Jay L. Bedwell</i>	244-9836
Fisher Elementary School <i>Kathryn K. Richards</i>	241-6543
Newby Elementary School <i>Anthony V. Gagliano</i>	241-0572
Wheeler Elementary School <i>Brenda L. Wolfe</i>	291-4274

Speedway School Board

The Speedway Public Schools' School Board meets in regular session on the second Tuesday of every month. Meetings begin at 7:30 p.m. All regular Board meetings are open to the public and all meetings are held in the Board Room located in Speedway High School, 5357 W. 25th Street (use the northeast entrance).

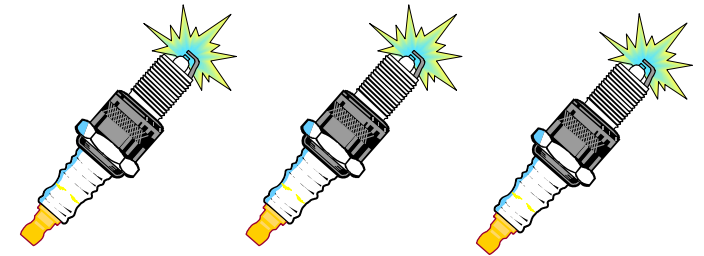
Parents and patrons are invited to attend Board meetings. To address the Board, please call the superintendent's office by the Thursday preceding the meeting, indicate the topic and ask to be placed on the agenda. Comments from the audience are solicited at the end of each public meeting.

Board Members

William H. Scott, President	299-2186
Thomas M. Smith, Vice-President	243-9753
Laura B. Daghe, Secretary	293-0760
Terry E. Reed, Member	244-4765
Debra L. Gonzales, Member	299-9199

School Town of Speedway

2008 Report Card



Building a Culture of Achievement

Kenneth E. Hull
Patti S. Bock

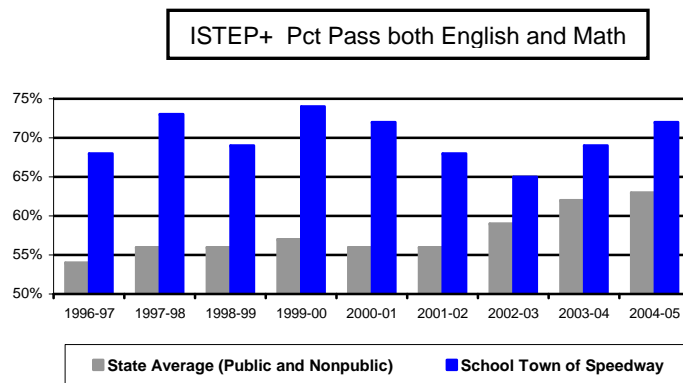
Superintendent of Schools
Director of Curriculum

5335 West 25th Street
Speedway, IN 46224
Telephone (317) 244-0236
FAX (317) 486-4843

Visit our web site at www.speedwayschools.com
A district report on the 2007-2008 school year

ISTEP+

B+



Opinions differ about the emphasis that should be placed on assessment tests like the ISTEP+. However, one thing we know is true – these tests are a valuable instrument used by our school district to evaluate the job we are doing. By comparing Speedway to other school districts in Marion County, as well as statewide pass rates, we can determine whether the children we serve are gaining the skills and proficiencies state policymakers mandate.

Speedway continues to rank high in Marion County when comparing the percentage of Speedway students who scored above state standards in all subject areas. In fact, this year grades 4, 6, and 7 ranked first in Marion County and grades 5 & 8 ranked second in the county when comparing the % of students above state standard in both Language Arts and Math.

Looking collectively at the scores of all 3rd through 10th graders who took the ISTEP+ in the fall of 2007, we see that 68.1% of Speedway students passed both portions of the test compared to 64.7% statewide. While there is still progress to be made, as a school district, we are meeting or exceeding the state bar.

		<u>Speedway</u>	<u>State</u>
3 rd grade	English	75%	72%
	Math	66%	71%
4 th grade	English	87%	75%
	Math	81%	76%
5 th grade	English	81%	75%
	Math	77%	78%
6 th grade	English	82%	73%
	Math	88%	81%
7 th grade	English	73%	71%
	Math	76%	80%
8 th grade	English	68%	70%
	Math	86%	75%
9 th grade	English	65%	67%
	Math	76%	70%
10 th grade	English	73%	68%
	Math	74%	67%

No Child Left Behind

A-

The federal No Child Left Behind Act (NCLB) requires schools in this country to annually improve the academic achievement of their overall student population as well as within student groups analyzed by economic background, race and ethnicity, English proficiency and special education needs. Before a school district is designated as having achieved NCLB adequate yearly progress (AYP), schools must make AYP within all groups evaluated.

ISTEP+ scores, attendance rates, and graduation rates collectively determine AYP success. All elementary schools and the high school met AYP in 100% of the categories. The JH met AYP in 77% of the categories.

Classroom Technology

A+

From the time they enter our schools, students are taught and encouraged to take full advantage of the opportunities for learning that today's technology can provide. The integration of curriculum with technology in our schools, and the district's 2:1 student-to-computer ratio, gives our young people hands-on access, allowing them to become both comfortable and adept with these tools.

Software applications including SuccessMaker, Plato, and Accelerated Reader are used to teach basic skills and improve comprehension. As students move forward, exposure to advanced applications including Microsoft Office, Adobe Creative Suite, and Autoskill Design Academy opens doors to new opportunities. The integration of hardware and software with real life experiences creates a strong learning environment.

Professional Development

A

The emphasis placed on professional development by NCLB and Public Law 221 (Indiana's school improvement plan) is not new to teachers and administrators in Speedway. Long before these laws began mandating professional development in our schools, enrichment opportunities like those available through the Central Indiana Educational Service Center (CIESC) were enhancing the skills and educational strategies our teachers bring to their classrooms.

Speedway continues to take a proactive approach to professional development. Again this year, each school implemented a professional development grant and teachers analyzed data to determine how best to equip themselves for professional improvement.

The district has established math, literacy, and technology cadres that function in grades K-12. Teachers serve as resident experts in helping all staff attain mastery skill levels.

Attendance

B+

Fisher	97.3%	Wheeler	96.7%
Newby	97.0%	SJHS	96.7%
Allison	97.2%	SHS	95.6%

Children must be present to learn. Over the years, this is a message that teachers and administrators in all Speedway schools have worked hard to drive home. In 2007-08, our school families responded in a positive way. District-wide, we achieved a 96.5% attendance rate, within striking range of the aggressive 97% attendance goal we set for ourselves.

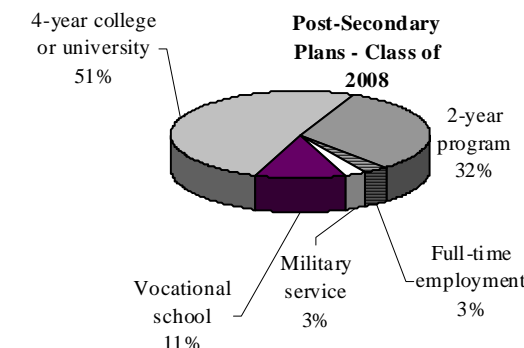
Graduation Rate / Honors

A-

While they may be with us for just 12 years, our goal is to set each student on a path to becoming a life-long learner.

This year our graduation rate was the highest in

Marion County. SHS graduated 91 seniors. In January 2008 a graduation coach was added to support high school students.



Percentage of Graduates Pursuing College Education

